

TECHNICAL CHARACTERISTICS

- Flow rates: from 0.4 to 110 l/h
- Max back pressure: up to 20 bar
- Power supply:
 - 100÷240 Vac - 50/60 Hz
- Stroke rate: from 120 to 300 strokes/minute
- Pump head:
 - PVDF
- Diaphragm: PTFE
- External Enclosure: PP reinforced with fiber glass protection degree IP65
- Manually priming valve
- Installation kit: Included

Seko Tekna AKL Series is an analogic dosing pump with constant flow rate, which is manually adjustable by a knob mounted on the front panel, in addition there is the level control input than the Tekna AKS.

The flow rate has two frequency ranges:

- 0÷20 % of max flow rate
- 0÷100% of max flow rate

With only 5 sizes that pump can cover a wide range of performances, having a flow rate range from 0.4 to 110 l/h and a back pressure from 0.1 to 20 bar. The power supply is 100÷240 Vac – 50/60 Hz therefore the same pump can operate with different supply voltage, moreover the model AKL603 have the possibility for 24÷48 Vac power supply.

The standard pump head is in PVDF, therefore high chemical compatibility with several liquids end but is available in PVC as well, on request.

All Tekna series are equipped with a manually priming pump for the start up.

The pump is furnished with a complete standard installation kit, which includes: PVDF foot filter and injection valve, PVC suction tube, PE delivery tube. Moreover is available an installation kit in PVDF-T, on request.

DOSING PUMP

TEKNA AKL SERIES – Solenoid Dosing Pump



PUMP KEY CODE

Field 1	Field 2	Field 3	Field 4	Field 5	Field 6	Field 7
AKL	800	N	H	H	0	000

Field 1	model	←
Field 2	hydraulics	←
Field 3	power supply	←
Field 4	liquid end	←
Field 5	installation kit	←
Field 6	seals	←
Field 7	customization	←

Field 1	model	Analog
		AKL

Field 2	hydraulics	bar	l/h	stroke/1'	ml/stroke	tubing Ø	consumption
500		20	0,4	120	0,06	in - 4/6 out - 4/7	15 W
		16	0,8		0,11		
		10	1,2		0,17		
600		6	1,5	120	0,21	in - 4/6 out - 4/7	19 W
		20	2,5		0,35		
		18	3		0,42		
603		14	4,2	160	0,58	in - 4/6 out - 4/6	22 W
		8	7		0,97		
		12	4		0,42		
800		10	5	300	0,52	in - 4/6 out - 4/6	33 W
		8	6		0,63		
		2	8		0,83		
803		16	7	300	0,39	in - 8/12 out - 8/12	37 W
		10	10		0,55		
		5	15		0,83		
		1	18		1,00		
		5	20	300	1,11	in - 8/12 out - 8/12	37 W
		4	32		1,78		
		2	62		3,44		
		0	110		6,11		

Field 3	power supply	N 100÷240 Vac
---------	--------------	----------------------

Field 4	liquid end	Body	Connections	Balls	Diaphragm
	H	PVDF	PVDF	Ceramic	PTFE
	A	PVDF	PVDF	Ceramic	PTFE
	I	AISI316L		AISI316L	PTFE

A Pump head with automatic degassing valve. Only for 603 and 800 series

Field 5	installation kit	H PVDF
		P PVDF-T

Field 6	seals	0 FPM
		1 EPDM
		2 Elastomer Free

Field 7	customization	000 standard
---------	---------------	--------------

DOSING PUMP

TEKNA AKL SERIES – Solenoid Dosing Pump



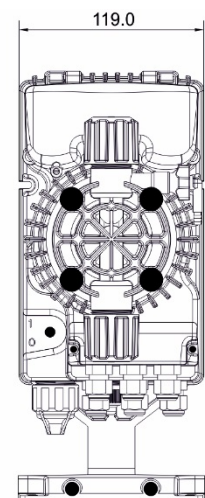
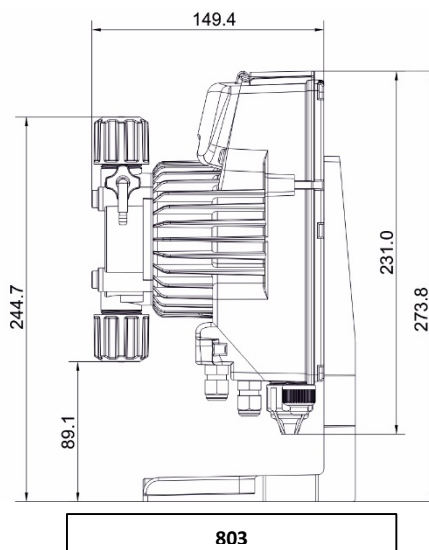
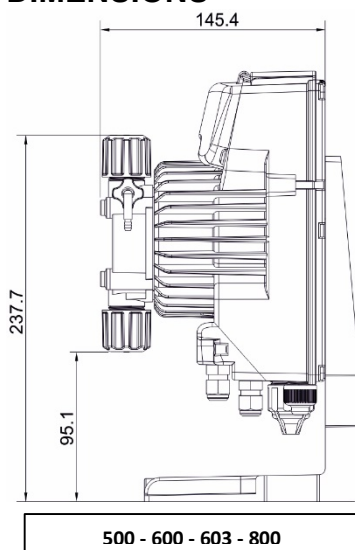
HYDRAULIC CHARACTERISTICS

Pump Model	Pressure [bar]	Flow Rate [l/h]	Frequency max [stroke/min]	Stroke capacity [cc/stroke]	Connection [mm]		Power supply	Consumption [W]	
					Suction	Discharge		Min	Max
AKL500N	20	0,4	120	0,06	4/6	4/7	100÷240 Vac	13,0	15,0
	16	0,8		0,11					
	10	1,2		0,17					
	6	1,5		0,21					
AKL600N	20	2,5	120	0,35	4/6	4/7	100÷240 Vac	14,0	19,0
	18	3,0		0,42					
	14	4,2		0,58					
	8	7,0		0,97					
AKL603N	12	4,0	160	0,42	4/6	4/6	100÷240 Vac	17,0	22,0
	10	5,0		0,52					
	8	6,0		0,63					
	2	8,0		0,83					
AKL800N	16	7,0	300	0,39	4/6	4/6	100÷240 Vac	22,0	33,0
	10	10,0		0,56					
	5	15,0		0,83					
	1	18,0		1,00					
AKL803N	5	20,0	300	1,11	8/12	8/12	100÷240 Vac	29,0	37,0
	4	32,0		1,78					
	2	62,0		3,44					
	0	110,0		6,11					

The Pressure Data in the table refer to the measured parameters on the plant, including the use of SEKO STANDARD injection fitting.

*Minimum consumption at 0 bar of back pressure (Patented)

DIMENSIONS



DOSING PUMP

TEKNA AKL SERIES – Solenoid Dosing Pump



INSTALLATION KIT

PVDF PVDF-T

PVDF foot filter	•	
PVDF injection valve	•	
PVDF-T foot filter		•
PVDF-T Injection valve		•
PVC suction tube (4 m)	•	
PE delivery tube (2 m)	•	
Wall and base fixing bracket	•	

